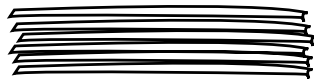



Make a Streamer Buttonhole in Uganda colours



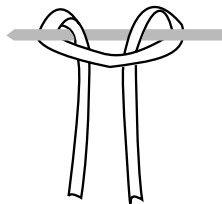
1. Cut 2 x 1cm wide strips of unstretched crepe paper into 35cm lengths in each of the three colours - black, yellow and red (six strips in all).



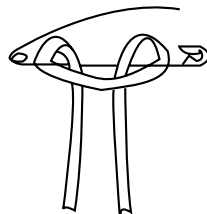
2. Put all strips together and fold in half.



3. Loop around a pencil as shown.



4. Pull the loop tight and slip the back of a safety pin through the loop to replace the pencil.



UK Uganda Scout Network

Gravelly Court, Gravelly Bridge Farm, Grazeley Green Road, Grazeley, Reading RG7 1LG

Tel 0118 988 6448 Fax 0118 988 6849

E-mail uganda@ugandanetwork.org.uk www.ugandanetwork.org.uk

Sponsored by

